






- a. Duratec Nature – treated ready for residential use, ultra matt lacquered surface with a formaldehyde-free, viscoplatic UV-hardened acrylic lacquer - especially durable and easy to clean
- b. Real wood covering layer
- c. Wood powder layer
- d. HDF middle layer
- e. AquaStop edge impregnation
- f. Wood powder backing with real wood cover

Tests
DIN/EN standard
**Lindura wood flooring
HD 400 / ultra matt lacquered**
General data on product composition

Type of covering:	Flooring panel with top layer made from fine wood
Total thickness:	approx. 11 mm
Effective measurement: (length x width)	2 200 x 270 mm
Product structure:	<ul style="list-style-type: none"> a. Duratec Nature – treated ready for residential use, ultra matt lacquered surface with a formaldehyde-free, viscoplatic UV-hardened acrylic lacquer b. Real wood covering layer c. Wood powder layer d. HDF middle layer (approx. 930 kg/m³ ± 3%) e. AquaStop edge impregnation f. Wood powder backing with real wood cover

Technical data

	Locking method:		Masterclik Plus
	Antibacterial surface property:	ISO 22196	Effectiveness of the antibacterial property against Staphylococcus aureus ATCC 6538P: "significant", value of the antibacterial effect $2 \leq A < 3$. Effectiveness of the antibacterial property against Escherichia coli ATCC 8739: "strong", value of the antibacterial effect $A \geq 3$.
	Fire behaviour:	EN 13 501	Bfl-s1 (hardly flammable)
	Formaldehyde emissions (E1 = 0.1 ppm):	EN 717-1	≤ 0.05 ppm
	Content of pentachlorophenol:	CEN/TR 14 823	$\leq 5 \times 10^{-6n}$
	Indent resistance: (Brinell)	EN 1534	≥ 100 N/mm ² (oak), ≥ 85 N/mm ² (walnut)
	Antislip:	DIN 51 130 BGR 181	R 10 (oak)
	Underfloor heating:		Suitable for hot-water underfloor heating Electrical underfloor heating is generally suitable when it is built into the floor screed or the concrete layer and thus does not lie on the concrete layer as foil heating. The heating elements / pipes / wires must lie across the entire area and not just be partly present. If the area is only partially heated, the floor covering must have expansion joints (system profile strips). The maximum permitted surface temperature is 29 °C. Standard foil heating systems are generally not recommended. One exception is self-regulating heating systems which maintain the 29 °C surface temperature.
	Underfloor cooling:		A separate leaflet is available for laying on cooled floor constructions.
	Heat transfer resistance:	EN 12 664	0.075 (m²K)/W; with MEISTER-Silence 25 DB: 0.084 (m²K)/W
	Thermal conductivity:	EN 12 664	0.143 W/(m*K)
	Footfall noise reduction:	DIN EN ISO 10140-3	with MEISTER-Silence 25 DB: 16dB

General data on environment, installation and care

Blue Angel:	RAL-UZ 176	awarded
Disposal:	Residual pieces can be disposed of in household refuse (e.g. thermal treatment). Dispose large quantities according to municipal provisions (e.g. disposal to recycling centres). An energetic utilization in authorized plants is recommended.	
Cleaning and care:	Cleaning after completion of construction work/day-to-day cleaning: Dr. Schutz Wood and Cork Floor Cleaner Freshening care: Dr. Schutz Wood and Cork Floor Polish mat Special cleaning: Dr. Schutz Deep Clean	
Areas of application:	The HD 400 collection is suitable for all living areas with heavy wear as well as for commercial areas with normal wear, e. g. hotel rooms, boutiques etc. The Lindura wood flooring is water-resistant (24 hours protection against standing water). Can be installed in humid rooms like e.g. bathrooms. This does not include outdoor areas and wet rooms, e.g. saunas, shower cubicles, steam rooms and rooms with a floor drain.	
Preconditions for installation:	DIN 18 356	The substrates must be ready for laying on according to the generally recognised rules of the trade taking into account VOB (German construction contract procedures), part C DIN 18 365 "parquetry work". The substrate must be dry (in the case of mineral substrates max. 2 % with anhydrite screed max. 0.5 % residual moisture – measured with CM devices), even, firm and clean. Additionally, any unevenness of 3 mm/per initial metre and 2 mm per further metre must be evened out according to DIN 18 202, table 3, line 4. The installation instructions provided with the product must be observed.



MeisterWerke Schulte GmbH reserves the right to make alterations to material and structures when this serves to improve the quality.